

THAT OF GOD

Emblem for Young Friends in the
Second through Fifth Grades

Enrolled in Boy Scouts of America, Girl Scouts of the USA
or Camp Fire, Inc. Youth Programs

OR Junior Members/Attendees of a Friends Meeting/Church



Friends Committee on Scouting
Friends World Committee for Consultation
Section of the Americas

Third Month 2017
(corrected Twelfth Month 2022)

Purpose

The purpose of the THAT OF GOD religious emblem study program is to provide a vehicle for Young Friends in grades 2 through 5 who are involved in the Boy Scouts of America, Girl Scouts of the USA or Camp Fire, Inc. youth programs to explore their faith. One of the program's goals is to assist the child in obtaining a deeper awareness of his/her faith in its daily application, particularly in conjunction with the Promise and Law. The other goal is to encourage Young Friends to participate more actively in their faith. Some of the more specific objectives of the THAT OF GOD religious emblem study program are:

1. To help Young Friends seek relationships within their personal, family and religious lives.
2. To foster an understanding between the values of one's faith and the values of Boy Scouts of America, Girl Scouts of the USA and Camp Fire, Inc. youth programs.
3. To support and recognize personal effort in learning about Quakerism.

Description

The THAT OF GOD religious emblem program may be introduced to a child by a parent; especially within the context of a Monthly Meeting/Church. The parent should be available to assist the child to explore feelings, find information and discuss issues raised in the program. The program is flexible enough to allow a parent to fit the program to the physical and mental capacities comfortable to each child. A parent may adjust the requirements when a handicapped child wishes to participate in the program.

This program is directed at Young Friends in the second through fifth grades. The program's design follows an illustrated workbook format. The workbook is divided into three sections. The first section begins with exercises which permit a child to reflect on his/her personal life. The second section helps a child to reflect on his/her family life. The last section asks a child to relate personal and family values with those of his/her faith. Therefore, each section highlights three significant aspects of a child's life through questions and exercises.

Eligibility

Eligibility includes any Young Friend in the second through fifth grades enrolled in programs of the Boy Scouts of America, Girl Scouts of the USA and Camp Fire, Inc. Friends Meeting/Church are also welcome to use this material with their Junior Members/Attendees in their First Day/Sunday School programs.

Procedure

The responsibility for seeing that the program is completed satisfactorily lies with the parent(s), and the Clerk/Pastor. When in the judgment of the aforementioned, the child has completed the requirements of the program (including any changes) they may make arrangements for the award.

Upon completion, the application should be downloaded from the Friends Committee on Scouting website filled out completely and sent into Friends Committee on Scouting with the appropriate fees. See Friends Committee on Scouting website <http://quakerscouting.org> for the current address and fees.

Emblem

The THAT OF GOD emblem incorporates an eight-pointed star, known as the Quaker Star, with a scriptural quotation central to Quaker beliefs, *A light that shines in the dark*. The red and black Quaker star dates back to relief work performed by English Friends during the Franco-Prussian War in 1872. It has long been associated with Quaker service worldwide. The scriptural passage comes from the first chapter of the Gospel of John, the fifth verse. It refers to the light of God which shines in all humanity. The name of the THAT OF GOD emblem comes from the writings of George Fox.

Presentation Suggestions

The parent(s) should consult the Clerk/Pastor of the local Friends Meeting/Church to determine the best manner for presenting the THAT OF GOD emblem. This presentation may take place during monthly meeting for business, weekly meeting for worship, First Day School or during another Meeting/Church event in which a large number of the membership are present.

The local Friends Meeting/Church may also wish to present or recognize the successful nominee during an appropriate Boy Scout, Girl Scout or Camp Fire event such as a Pack or Troop Meeting/Court of Awards. A brief write-up about the recipient should be submitted to the local organization publication and any other newspaper of local interest. Copies of any printed accounts should be forwarded to the Friends Committee on Scouting.

Presentations should be brief and simple in nature. Other Young Friends should be encouraged to explore their faith and heritage through their family and Meeting/Church.

Friends Committee on Scouting has a few sample presentations that can be used as a basis for creating a presentation that would be meaningful for your Scout and Meeting.

The Friends Committee on Scouting is interested in your reaction to this curriculum. Please send your comments and suggestions to: clerk@quakerscouting.org.

Contact Friends Committee on Scouting

<http://quakerscouting.org>

clerk@quakerscouting.org

FCS is an affiliate of FWCC Section of the Americas 1506 Race Street Philadelphia, PA 19102 (215) 241-7250

ALL ABOUT ME

Who I Am

My Name

My Age

My Height

My Weight

Color of Eyes

Color of Hair

Draw a picture of yourself, or paste a photograph of yourself here.

Who I Was

My birthday

When I first came into my family:

I weighed _____ I was _____ inches tall.

My hair color was

My eye color was

If you wish, paste your baby picture on this page.

Ask your mother, father or grandparents to tell you a story about you when you were very young. (An adult can write in this space to help you.)

My name was given to me by

Some of the other names I am called are

Sometimes I'd like to have another name. It would be

I would like that because

What Are You Like??

Circle any word in each pair that fits you the best.
What makes you that way?

Happy – Sad

Loud – Quiet

Silly – Serious

Fast – Slow

Friendly – Shy

Wild – Tame

Listener – Talker

City type – Country type

Read books – Play sports

Spender - Saver

List the things you like best about yourself

If I could change something about myself it would be


Cut out pictures from magazines of your favorites (like TV shows, food, movies, holiday, sport and so on) and paste them on this page. You may paste over the pictures if you like.




MY FAVORITE SPORT:



MY FAVORITE FOOD:




MY FAVORITE SHOWS:



MY FAVORITE HOLIDAY:

What is your favorite thing about Meeting for Worship?

Cut out or draw pictures of the things you dislike the most (such as food, clothes, school subject, jobs around the house) and put them on this page.



What is your least favorite thing about Meeting for Worship?

ALL ABOUT MY FAMILY

Who We Are

Draw or paste a photo of your family in this space.

Write the names and ages of each person in your family

I am the _____ child in my family.
(youngest, middle, oldest, only, near the middle)

Write the names of your grandparents, aunts, uncle, cousins, nieces and nephews.

Family Sharing

What are some of the fun things your family does together?

One fun thing I would like my family to do is:



Draw or paste a picture of some place you would like to visit.

Family Work

Here are some ways you might help your family:

- Set the table
- Fix things
- Carry out the trash
- Wash dishes
- Listen
- Clean my room
- Take care of pets
- Wash clothes
- Help with problems
- Buy the food
- Take care of children
- Cook meals
- Help with homework
- Help with garden
- Rake leaves

How do you help your family?

Write some other things you like to do at home

What one thing makes you proud of your family?

My Neighborhood

My address is

Street

Town/City

Zip

How many years has your family lived there?

Draw or paste some pictures of your home and neighborhood here.

My Friends

Share with a friend the list of things you like and dislike. What things do you like together?

Some of my friends are:

Older than I am

Younger than I am

Different than I am

How are they different?

How do my friends help me?

How do I make friends?

Are the things I like about myself the same things I like in my friends?

What are some of the things you and your friends do together (work, talk, play)?

Place pictures and autographs of your friends in this space.

ALL ABOUT MY MONTHLY MEETING

Name of your Monthly Meeting/Friends Church

Address

Phone Number

Name of Clerk/Pastor

How far is your Meeting House/Church from your home?

Do you walk or ride there?

Draw or paste a photo of your Meeting House/Church in this space

Can you put into words, drawings or magazine pictures what you felt at the last Meeting for Worship?

Can you put down in words what you saw, heard, touched or smelled there?

Have you ever tried to describe your beliefs? How do you feel about:

God?

Love?

People?

Family?

Peace?

Nature?

Friends?

Quakers?

Faith?

Death?

Jesus?

Inward Light?

That of God?

FAMOUS FRIENDS

Can you tell a little story about each of these famous Quakers?

George Fox

Margaret Fell

William Penn

John Woolman

Elizabeth Fry

Anthony Benezet

Lucretia Mott

Levi Coffin

This is your page. Fill it with words and pictures of how you feel about being a Quaker. Try to list all those things that mean something to you as a Friend.